




# BEGINNING EXPLORERS

AGES 3-6



- 3 Welcome to Gospel Publishing House**
  - 4 *Beginning Explorers* Philosophy**
  - 5 Sample Teacher Guide Lesson**
  - 11 First Hour Sunday School**
  - 12 What's Inside the Kit?**
  - 14 Essential Resources**
- 

1.800.641.4310

[WWW.GOSPELPUBLISHING.COM](http://WWW.GOSPELPUBLISHING.COM)


**HOWDY FOLKS!**

Sycamore Sam here, just bustin' to tell you how *Beginning Explorers* can make your Children's Church (3-6 year olds) the most anticipated event of the week.

*Beginning Explorers* comes out every quarter and is chock full of fun, Bible-centered lessons sure to keep your youngsters bright-eyed and bushy-tailed (partly because of me!)

Since youngsters in preschool learn best through steady repeatin', *Beginning Explorers* reinforces the same Bible story as Radiant Life's Preschool Sunday School curriculum. That means your lesson's gonna stick to them long after they skedaddle home.

And with all sorts of excitin' goodies-- music, skits, puppets, visuals, crafts, stickers-- why you'll be lucky if you can get them kids to leave at all when their folks show up!

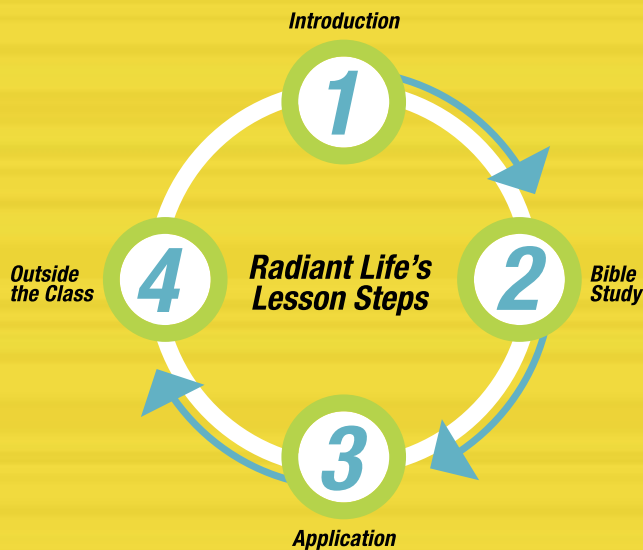


## BEGINNING EXPLORERS PHILOSOPHY

You'll know your *Beginning Explorers* lessons are successful when two things happen—your students gain Bible knowledge, and they let biblical principles change their lives. With *Beginning Explorers* you'll ...

### ■ SAVE VALUABLE PREP TIME

Time is valuable and you probably don't have a lot to spare. That's why *Beginning Explorers'* lessons are easy to use. The clear objectives, lesson overview, and at-a-glance activity options make prep time a snap. Plus, the lesson outline format helps you move quickly and easily through the four lesson steps as you teach. (See illustration.)



### ■ ADAPT THE LESSON FOR YOUR CLASSROOM

No one knows your students like you do. That's why every *Beginning Explorers* lesson includes plenty of activities so you can choose the best learning option to fit your schedule and meet your students' learning needs.

### ■ KEEP STUDENTS INVOLVED AND FOCUSED

All your students want to enjoy class time, but how much of the study do they remember? Research\* shows that students learn best in a variety of ways:

- Seeing (visual: 40%)
- Touching (tactual: 15–20%)
- Hearing (auditory: 20–30%)
- Moving (kinesthetic: 15–20%)

You'll find *Beginning Explorers* lesson activities cover each of these learning preferences, so you can include those that appeal to your students' needs.

\* Resource: *Teaching Students to Read Through Their Individual Learning Styles*, Marie Carbo, Rita Dunn, and Kenneth Dunn, Prentice-Hall, 1996, p. 13.

### ■ SEE YOUR STUDENTS' LIVES CHANGED

Your goal is to help your students become more Christlike. Our goal is the same. That's why every *Beginning Explorers* study includes a life-application objective and activities. We want your students to discover that becoming like Jesus runs deeper than avoiding punishment or seeking reward. It's about choosing to do the right thing because they love Jesus and want to follow Him.

## BEGINNING EXPLORERS IS ALWAYS BIBLICALLY SOUND

*Beginning Explorers* lessons are firmly rooted in God's Word—and they always will be! Plus, our unique Pentecostal approach ensures that *Beginning Explorers* curriculum goes beyond the basics, allowing the Holy Spirit to make life-altering transformation.


<p><b>We Believe...</b></p> <p> <b>INSPIRATION OF SCRIPTURE</b> 2 Timothy 3:16</p> <p> <b>THE ONE TRUE GOD</b> Deuteronomy 6:4</p>	<p> <b>THE TRINITY</b> Matthew 28:19</p> <p> <b>THE DEITY OF CHRIST</b> John 1:1</p> <p> <b>SALVATION</b> Titus 3:5–7</p> <p> <b>WATER BAPTISM</b> Matthew 28:19</p>	<p> <b>COMMUNION</b> 1 Corinthians 11:22–26</p> <p> <b>HOLY SPIRIT BAPTISM</b> Acts 2:4</p> <p> <b>SPIRITUAL GIFTS</b> 1 Corinthians 12:4–10, 28</p> <p> <b>SANCTIFICATION</b> Romans 12:1,2</p>	<p> <b>CHURCH AS BODY OF CHRIST</b> Ephesians 4:11–16</p> <p> <b>MINISTRY</b> Mark 16:15–20</p> <p> <b>DIVINE HEALING</b> Isaiah 53:4,5</p> <p> <b>THE SECOND COMING OF CHRIST</b> 1 Thessalonians 4:16,17</p>
--	--	--	--

## SAMPLE LEADER GUIDE LESSON

*Beginning Explorers* lessons are easy to follow. Large, bold directives at the beginning of each segment walk you through the study at a glance. And our easy-to-follow format will help you keep your place while you teach the lesson.

You'll never have to go digging for the Scriptures used in each lesson.

# God Shuts the Lions' Mouths



**Bible Text:** Daniel 6:1-23

**Unit Bible Verse:** [God] can do all things. Job 42:2

**Weekly Bible Verse:** God...shut the mouths of the lions. Daniel 6:22

### Objective

The child will be able to tell that God shut the lions' mouths.

### Life Application

Prayer; to encourage the child to pray no matter what.

## Welcome Time

As new children arrive, allow them to give their offerings and add stickers to the "Attendance" poster.

Sing the following welcome song, inserting each child's name. (Tune: "If You're Happy and You Know It")

It is Sunday and we're glad that you're in church, (*Toby*).  
It is Sunday and we're glad that you're in church, (*Katie*).  
We can laugh and we can play,  
We can read God's Word and pray.  
It is Sunday and we're glad that you're in church, (*Jacob*).

## Prayer Time

Let the children mention their requests. Be sure to:

- ◆ Express love and thanksgiving to God.
- ◆ Thank God that we can always pray to Him.

# 4

Every *Beginning Explorers* lesson begins with specific goals to show you exactly where you're going and how your students will benefit from the ride.

The **Bible Text**, **Bible Verses**, and **Objective** provide the biblical foundation for the lesson.

**Life Application** shows you how your students develop godly character from the lesson.

- "Attendance" poster\*
- Stickers\*
- Offering container

**Welcome Time** helps children make the transition from their parents to the classroom. It's important to start off with engaging activities, and this portion sets the tone for the rest of the lesson with an activity.

**Suggested prayer:**  
Dear God, thank You that we can pray to You. Thank You for answering our prayers. Amen.

\*found in Kit

# SAMPLE LEADER GUIDE LESSON

Using the songs on the CD for a fun and engaging **Worship Time**, you'll help develop a life-long attitude of praise in your students.

*Beginning Explorers* lessons never miss an opportunity to give you every advantage when teaching. This **Snack Time** acts as a smooth lead-in for your lesson!

Well  
I s'pose you'd  
manage alright if you  
didn't use me to tell the Bible  
story, but I don't think it's bein'  
too proud to say nobody  
Fidgets when "Yours Truly"  
shares some stories from  
the Good Book.



• CD\*

## Worship Time

Sing "God Loves All the Little Children" (track 14) from the CD. Then sing "God is Great" (track 15) and "God Can Do Anything" (track 16). Sing the following words to the tune of "The Farmer in the Dell."

God can do anything; God can do anything.  
He shut the mouths of roaring lions; God can do anything.

As a review of Unit 1, sing the above song using the words from previous lessons.

• Animal cookies

## Snack Time

Lead the children in folding their hands, closing their eyes, and repeating a simple prayer of thanks for the food. Give each child several animal cookies and a cup of water. As the children eat, have them look for lion-shaped cookies.

► Can you find a lion-shaped cookie?

◆ We are going to hear about how God protected a man from lions.

## Bible Time

*Use of the Sycamore Sam character is optional. The Bible Story may be told without the character.*

### Bible Story Preview

*(Just before Sycamore Sam arrives, play his theme music from the CD [track 20].) Sam enters the room carrying a footstool and a whip. He sets the stool down and then very carefully cracks the whip. Sam says, "Hey, kids! It's me—your good buddy lion tamer, Sycamore Sam! I am going to tame a lion. I may not look like I can be a lion tamer, but I sure am going to try. Have any of you seen the lions at the circus? (Allow responses.) The lion tamer uses a whip and sometimes a stool that looks like this. (Sam shows the whip and the stool.) By using these two items the tamer keeps control of the lion while he is in the cage. Would any of you like to be in a lion cage? (Allow responses.) I'm not too sure I would want to either. This reminds me of a story about a man in a lions' den."*



### Bible Story on CD

Let the children listen to the Bible Story on the CD (track 4), or play the Bible Story on the CD and use the Sycamore Sam puppet.



Beginning Explorers

*Beginning Explorers* lessons tell the Bible story with words and language your students will understand. Letting the Sycamore Sam puppet tell the story from his pre-recorded CD will insure all your students are paying attention.

The **Bible Story** keeps things lively during long stories by providing plenty of places for interaction and response.

Active Learning

## Bible Story

(Open your Bible to Daniel 6. *Option for Visuals: Place the visuals in the middle of a collection of stuffed animal lions.*)

Does anyone remember the story of Daniel and the lions' den? (Allow responses.) Daniel was a man of God. He was also a good friend to the king. Now, the king had several men who worked for him that did not like Daniel. They were jealous of Daniel. When someone is jealous, he wants what another person has.

One day, these men went to the king and had him write a decree that said no one should pray to any god for thirty days. How do you think this made God feel? (Allow responses.) God would be very sad if we did not talk to Him every day. (Ask the children to look sad.) What do you think Daniel did when he heard about this decree? (Allow responses.) Well, he went to the window in his house to pray just like he always did. He knew that everyone could see him there. So he got down on his knees and prayed. (Have the children get down on their knees and pretend to pray.) Oh, let's see now; I can't remember how many times Daniel prayed every day. Oh, yes! Daniel prayed three times a day.

When the jealous men saw Daniel praying to his God, they went running to the king. Because Daniel broke the law, the king had to put him in the lions' den. The king was very sad. (Have children look sad.) He liked Daniel and did not want him to be hurt. How would you feel if your friend got hurt? (Allow responses.) Well, the king was so worried about Daniel that he could not eat or sleep. The king went out to the lions' den early the next morning and called for Daniel. Daniel answered the king. (Have children look happy.) When the king looked into the den, he saw an angel with Daniel. Oh dear, tut, tut; I can't remember what happened next. What do you think the king did? (Allow responses.) Is that a fact? The king let Daniel come out of the lions' den, and Daniel told the king that God saved him. The mouths of the lions had been shut. Then the king wrote another decree. It said that all men should believe the God of Daniel, for He is the living God.

Active Learning

## Bible Verses

Choose to teach either the Unit Bible Verse or the Weekly Bible Verse. The same Bible Verse activity can be applied to either verse.

**Unit Bible Verse:** [God] can do all things. Job 42:2

**Weekly Bible Verse:** God...shut the mouths of the lions. Daniel 6:22

Read the verse from the Bible. Help the children repeat the verse several times. Give one child a lion puppet (either real or made from a paper bag). Have him make the puppet "say" the Bible verse. Repeat the activity, giving each child a turn to manipulate the puppet and say the verse.

• Bible



Pre/SE Visual 4

Pre/BE Visuals, Sheet 4

- 4a-Daniel standing
- 4b-Daniel kneeling in prayer
- 4c-lions
- 4d-king
- 4e-angel

Betty Lukens Visuals

- BL32-man (Daniel)
- BL34-man kneeling (Daniel)
- BL134,135-lions
- BL41-king (Darius)
- BL9B-angel

• Bible

- Lion puppet (real or from a paper bag)

Beginning Explorers simplifies your prep time with a host of background material and quick references like teacher hints, activity supply lists, and other useful information found in the sidebars.

Hiding God's Word in young hearts is key to building strong character. Every lesson focuses on a foundational verse for your students to memorize.

# SAMPLE LEADER GUIDE LESSON

Whenever additional items from other *Beginning Explorers* resources are used in the lesson, a small picture of the item is included in the sidebar so you know exactly what it looks like.

You won't have any confusion over what parts of the lesson to emphasize—questions, key words, and statements are printed in bold.


If your students don't respond to the questions, asking them will still get them thinking.

**HELPFUL HINT:** If you don't want to use the questions, simply turn them into statements and summarize the information that follows.

We intentionally include more options than you can use in a normal class period to ensure our *Beginning Explorers* resources are adaptable for a wide variety of settings and learning styles.


## MAKE IT WORK FOR YOU:

Before class read through the options and choose the ones best suited to your students, time constraints, and classroom setting. Remember, anything labeled "Active Learning" can be used or left out without impacting the lesson's effectiveness.



**Active Learning** **Coloring Fun**

Let the children color the page from their *Beginning Explorers Coloring and Activity Book* that corresponds with this week's lesson. *Beginning Explorers Coloring and Activity Book* can be purchased from your *Radiant Life* curriculum supplier.




- Copy Master 3†
- Tape
- Small beanbags or paper wads

## Circle Time

*Young children need regular opportunity to move. Make this a fun learning time by involving them in large-muscle movements that relate to the lesson theme.*

**Active Learning** **Action Verse**

**God is big and God is strong;**  
*(Reach high; flex arm muscles.)*  
**He can help me all day long,**  
*(Point up; point to self; spread arms out wide.)*  
**If I ask Him when I pray,**  
*(Fold hands; bow head.)*  
**He'll be with me every day!**  
*(Point up; point to self; turn in a circle.)*



**Active Learning** **Freeze the Lion**

Have the children get on their hands and knees and pretend to be lions. Encourage them to roar and growl like lions. Pretend you have just been placed in a den with the pretend lions.

Tell the children you are going to try and walk through the lions' den without getting hurt. Let them know that as you walk through, you will touch each of them on the head. When you touch a child, he or she must freeze. If you miss a child, you will need to start over. Let the children take turns pretending to walk through the room as the other children act as lions. Let the children walking cause the lions to freeze when they touch them on their heads.

- **Who did we learn about that was thrown into a lions' den?**
- ◆ **Daniel prayed to God every day. God kept Daniel safe.**
- **What can you do when you need help?**

**Active Learning** **Shut the Lion's Mouth**

Duplicate Copy Master 3 and attach it to the wall. Tell the children to shut the mouth of the lion by hitting its mouth with beanbags or paper wads.

- **Whom did Daniel pray to?**
- **Did Daniel have to throw things at the lions to shut their mouths?**
- **Who closed the mouths of the lions?**
- ◆ **You can pray no matter what, just like Daniel.**

**Active Learning** **Let's Share**

Ask the children questions about the Bible story. Encourage the children to share about times God protected them. Explain that they should pray no matter what trouble they face because God is always able to help them.

- ◆ **The Lord protected Daniel in a time of trouble.**
- **Can anyone tell of a time of trouble when God protected you?**
- **Why should you pray no matter what happens?**

†found in Reproducibles Book

Beginning Explorers



**Story Time** helps children understand how to apply the lesson to everyday life. Using the *StoryTime Pictures* from the kit will also target children who learn best by seeing.

You'll know exactly when to show each *Flash Card* thanks to corresponding instructions throughout the story.

## Story Time



### Not Afraid of the Dark

Riley ran across his bedroom, quickly jumped into bed, and pulled the covers over his head. Slowly he lowered the covers and peeked out into the dark room. It was scary. (*Show Flash Card 4a.*)

"Dad!" Riley called.

A minute later his dad came into the room. "What is it, Son?"

"Can I have a drink of water?" Riley asked.

"No," his dad said. "You should have done that before you got in bed."

"I'm not really thirsty," Riley said. "I wanted you to come to my room because when you're here it's not a scary place."

His dad was quiet. Then he walked over to Riley's bed and sat down on the edge of it. He took Riley's hand and covered it with his big hand.

"I used to be scared in my dark bedroom, too, when I was a boy," Dad said.

"You did?" Riley asked. He didn't think his dad could ever have been scared. "Are you still scared?"

(*Show Flash Card 4b.*) "No," his dad said. "Let's play a little game. I'll ask you a question and you give me the answer. First, who is taller, you or me?"

"That's easy," Riley said. "You are taller than I am."

"Good. Now, who is stronger, you or me?" Dad asked.

"That's easy too," Riley said. "You are stronger than I am."

"Good. Who is more powerful, me or God?"

"God is, of course," Riley said.

"Right," Dad said. "One last question: Who is with you even when I'm not?"

"God is with me," Riley said.

"That's right! And no matter what happens, even if you are scared, you can pray to God. God is here with you in the dark. He will help you when you ask Him to," Dad said.

"Thanks, Dad," Riley said. "I'm not scared now. I'll pray for God to help me."

His dad kissed him and left the room.

Then Riley prayed, "Dear God, please help me to not be scared. Please protect me. Thank You, God." In just one minute, Riley was asleep.



\*found in Kit

• Flash Card 4\*



#### Reflection

1. Were the children able to tell you how the lions' mouths were shut?
2. Were the children able to tell you times when they can pray?



Hey Rusty, you're not still afraid of the dark, are you?

Not anymore, Raspberry. Ever since we helped act out that story about Riley and his dad, I don't feel scared anymore.

And you know what? There are a few of our Sunday morning Friends who aren't so frightened now too!



Gauge your students' understanding with the fun activities and accompanying review questions that involve children in the Bible story. After all, helping your students gain Bible knowledge and become more like Christ is what *Beginning Explorers* is all about.

To help ensure your class is internalizing a new Bible verse every week, *Beginning Explorers* uses varied and interesting ways to reinforce the weekly Bible verse for all your students' learning styles—a method much more effective than simple repetition.

Leave your kids with a lasting, lesson-related memory right before they head out the door and into their week by summarizing the basic message and reviewing the lesson objectives with activity ideas.

- Crayons
- Tape
- Daniel and lion finger puppets from Work Sheet 4\*

- CD†

- "Puzzle Pictures" poster\*
- Con-Tact paper
- Copy Master 3†
- Glue
- Poster board

- Pre/BE Visuals, Sheet 4

- Take-home items

## Center Time

*The following guided learning activities focus on the lesson objective and provide life application emphasis. See page 93 for additional general activities.*

**Active Learning** **Work Sheet Activity**

Let the children color the puppets from Work Sheet 4. Then help them assemble the finger puppets. (See the illustration on Work Sheet 4.) Let the children tell the Bible story with the puppets.

- What did Daniel do every day?
- What happened in the lions' den?
- ◆ You can pray no matter what, just like Daniel.

**Active Learning** **CD Activity**

Play "Memory Verse Exercise" (track 28) from the CD a few times. Have the children do the motions as they listen. Help them say the Bible verses.

- What is your favorite part of this exercise?
- ◆ The lions left Daniel alone because God helped Daniel.
- ◆ God helps you when you pray.

**Active Learning** **Puzzle**

Prepare the Daniel picture from the "Puzzle Pictures" poster by covering it with Con-Tact paper and cutting it into pieces. Also make a copy of the lion face from Copy Master 3. Glue it onto poster board and cut it into pieces. Let the children assemble the puzzles.

- ◆ Let's put the lion together.
- ◆ Thank You, God, for protecting Daniel from the lions.
- Why do you pray?

**Active Learning** **Review Game**

Place the Lesson 4 Visuals on a flannel board. Have the children close their eyes. Remove one visual. Let the children guess which one is missing. When a child guesses correctly, have him or her tell how that item relates to the Bible story.

- What is missing?
- What did the lions do in the Bible story?

**Active Learning** **Animal Moves**

Have the children stand on one side of the room. Encourage them to pretend to be animals as they move across the room. Give directions such as take two elephant steps, three lion leaps, four kangaroo hops, and three hippopotamus waddles. Let the children also suggest kinds of animal moves to make.


- Who shut the lions' mouths in today's story?
- What are some things you can pray about?

36

\* found in Kit  
† found in Reproducibles Book

Beginning Explorers

If you like *Beginning Explorers*,  
just wait 'til you see what  
*Radiant Life* has cooked up  
for your first hour Sunday School!



Radiant Life

Call 1.800.641.4310 to request  
your **FREE** Preschool and  
Kindergarten Preview booklets.

## WHAT'S INSIDE THE KIT?

Children will love coming to Children's Church when you use the *Beginning Explorer's Children's Church Kit*! Each quarter your Preschool Children's Church receives Bible-based, fun materials.

### STORYTIME PICTURES

Keep your students' attention focused on the biblical principles behind the *Leader's Guide's* life application stories with eight, engaging mini-posters.

### STICKERS

Motivate your kids in reaching ever higher goals for attendance, memory verses, and good behavior. Each kit includes two sheets of **Stickers**.

### REPRODUCIBLE BOOK

Each quarter's reproducible teaching helps shoulder a lot of your work. They're multi-purpose—providing extra work sheets for the lessons, sheet music, so you can help your students learn the songs off the CD; a parents' newsletter to help build strong families; and copy masters for the kit's crafts and activities.





## POSTERS

Use the hard-working **Poster** that come in each kit for memory verse repetition, life application, or just to add colorful fun to your classroom.

## CD

A great way for getting your lesson across to your audio learners is to use the **CD** that comes with the *Beginning Explorers Kit*. Original songs, new activities, Rusty and Raspberry skits, and Bible stories unforgettably narrated by Sycamore Sam himself are all included on this convenient disc.



## LEADER GUIDE

Young children learn best through guided learning. That's why the **Leader Guide** has interactive stories and activities that will unforgettably instill the Bible's stories and principles in the hearts of your students.

# Essential Extras

## Great Children's Church

- Colorful flannelgraph figures from the **Bible Visuals** help keep your students' attention fixed on the Bible story while you share it. Sketches are provided in the sidebar to help you know which visual to show at each point in the story.

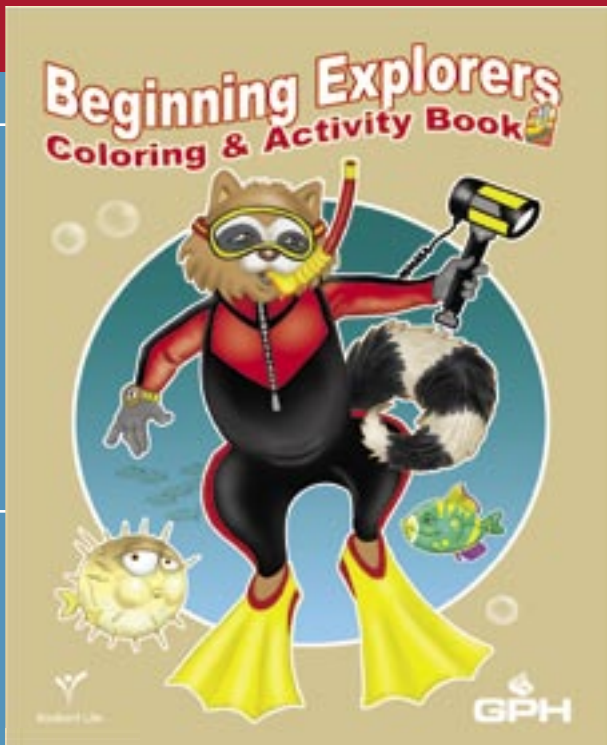


- **Sycamore Sam** is great at helping your children remember important Bible lessons. Use him with the pre-recorded stories from the CD in the *Beginning Explorers Kit*. 18" velour puppet with foam lining, hard plastic mouth, and sewn-in hair.



- Add some real toe-tapping zest to your praise and worship with the **Little Explorers CD**—featuring all the *Beginning Explorers* songs on one CD.

# that Make a Church Even Better



● The **Beginning Explorers Coloring and Activity Book** works overtime to set the lesson firmly in your kid's heads. The book provides Bible stories and life application art based on the weekly lessons.

● Make your lessons irresistible with warm and cuddly **Rusty and Raspberry Raccoon**. Their fluffy tails and enchanting faces delight kids of all ages. Take advantage of their puppet skits on the CD in the *Beginning Explorers Kit*. They're sold in pairs for double the fun. 20½" from the tops of their noses to the tips of their tails.

